



Project Name: \_\_\_\_\_

Location: \_\_\_\_\_

Item #: \_\_\_\_\_ Qty: \_\_\_\_\_

Model: \_\_\_\_\_

# 1000 WATT COMMERCIAL MICROWAVE WITH DIAL CONTROL, STAINLESS STEEL

MODEL:  GEW1000D



GEW1000D

General commercial microwave operates on a one power dial timer in 10, 30 and 60 second increments. The medium duty all stainless steel unit is ideal for convenience stores, office break rooms, lounges, quick serve restaurants, sandwich shops, healthcare & educational lunch rooms as well as food trucks. The stainless steel construction is designed for commercial applications that do not require high volume cooking but require durable, safe options to reheat, heat, cook and prepare food on the go. General microwave is energy efficient, when opened, it automatically turns off to not waste energy. On the exterior of the microwave is a timing guide to help novice operators choose the proper timing guide and heat one serving of various breads, soups, pizza, sandwiches, casseroles and popcorn.

## ELECTRIC

- 120V/60Hz/1-ph, NEMA 5-15P
- 6-1/2 ft power cord and plug set

International Voltage Available

## 3RD PARTY APPROVALS



## GENERAL WARRANTY (USA / CANADA)

General Microwaves are warranted for one year from date of installation against defective materials and workmanship.

Contact General for details at [info@generalfoodservice.com](mailto:info@generalfoodservice.com) or 954.202.7419

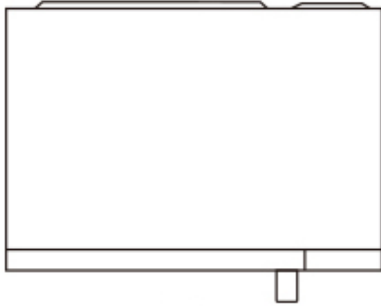
## FEATURES AND CONSTRUCTION

- General commercial microwave operates on one dial eight (8) minute timer with various timing increments to choose from
- Timing increments range from 10 to 50 seconds at 10 second intervals, next is 30 second increments from 1 minute to 3 minutes and to one minute intervals up to eight minutes
- Dial control is easy to use by simply turning the knob to your desired cook time and is illuminated to view cook time
- Commercial microwave is UL and NSF approved, meeting all food safety standards
- Constructed of stainless steel interior and exterior
- Audible alarm sounds when timed cycle is complete
- Large easy grip handle and clear viewing glass window allow you to easily retrieve food and view cooking
- Microwave output power is 1000 watts and easily fits on countertops or compact spaces
- Interior cooking capacity space is 1.0 Cubic Ft.
- Reinforced flexible door latches prevent wear and tear breakage

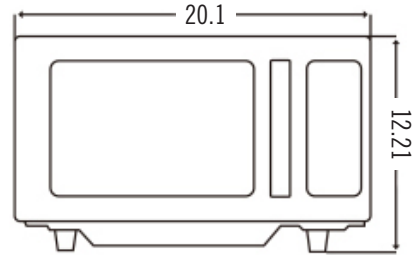


# 1000 WATT COMMERCIAL MICROWAVE WITH DIAL CONTROL, STAINLESS STEEL

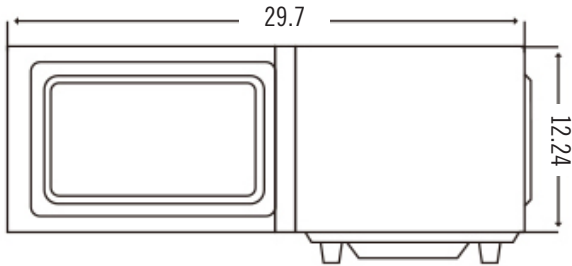
TOP VIEW



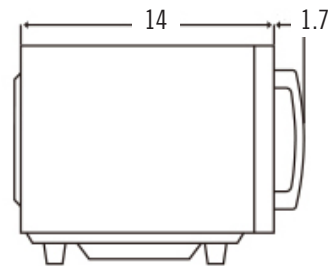
FRONT VIEW



RIGHT VIEW / DOOR OPEN



LEFT VIEW



MODEL	DIMENSIONS (W x D x H)	CAVITY SIZE	ELECTRICAL	POWER USAGE	SHIPPING WEIGHT	NET WEIGHT
GEW1000D	20" x 14" x 12" (508 x 356 x 305mm)	1 Cu. Ft.	120V / 60Hz / 1Ph	1500W	42 lb (19.1 kg)	40 lb (18 kg)