

PHONICS CRAFTS

targeted by skill



100+
CRAFTS

GET ALL NEW CRAFTS FOR FREE

\$\$\$ SAVING BUNDLE

Created By A Teachable Teacher

PHONICS CRAFTS

targeted by skill

skill	# of crafts	expected release date
CVC Words	31	July 15
Digraphs	8	available now
Beginning Blends	19	available now
Ending Blends	12	available now
CVCe/Long Vowel Teams	15	available now
R-Controlled Vowels	5	July 8
Diphthongs	9	July 8
Soft/Hard C/G	4	July 22
Total	103 crafts	Have it all before back-to-school!

PHONICS CRAFTS

included for each craft


easy direction pages

CH- DIGRAPH

cut & paste craft

Directions

1. Make copies on colored paper or white paper. (Please see master for copy count)
2. Color and cut out each craft piece (1 chick, 1 eggshell, and 1 beak student).
3. Glue the chick onto the back of the eggshell.
4. Identify the "ch" digraph words. Students may highlight the "c" sound. Then cut out the "ch" digraph words and glue them in the boxes labeled "glue skill word here".
5. For an added fun 3D effect: Have students use the beak square by folding the corners down to make a triangle and glue it onto the chick's beak.
6. Students will then glue finished craft on a piece of colored construction paper or colored cardstock.



finished chick craft

CH- DIGRAPH

Student Step-by-Step Picture Directions

A series of seven numbered images showing the step-by-step process of creating the chick craft. Step 1 shows the initial cutouts. Step 2 shows coloring. Step 3 shows gluing the chick to the eggshell. Step 4 shows identifying and cutting out words. Step 5 shows gluing the words. Step 6 shows gluing the beak. Step 7 shows the final finished craft.



teacher directions




step-by-step picture directions for students

PHONICS CRAFTS

included for each craft

simple copy craft pages



copy directions

skill identified in corner for easy organization

easy-to-see glue locations

2 per page when possible to save paper



decodable words provided for you for every craft

skill application - students must choose only words that apply to the skill/craft


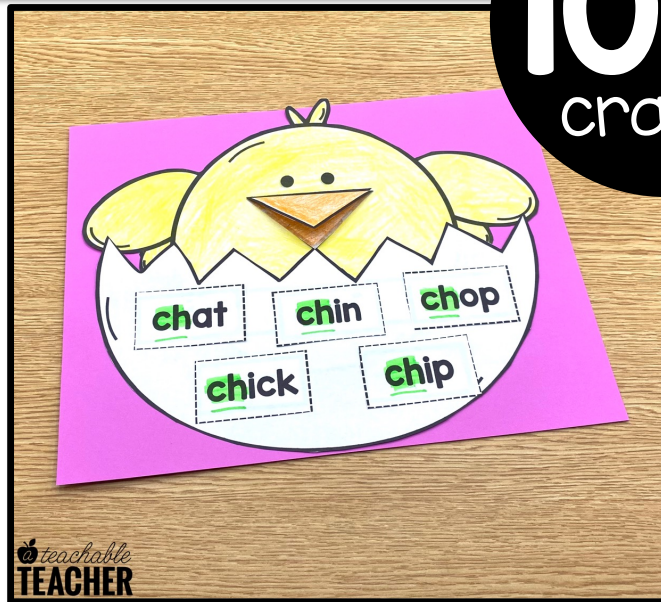
DIGRAPHS ch-		DIGRAPHS ch-	
chin	jab	chin	jab
jet	chat	jet	chat
top	chick	top	chat
chip	jig	chip	jig
tin	chop	tin	chop

PHONICS CRAFTS

targeted by skill



100+
crafts



Learn more in the preview