



www.BakeMax.com

Project: \_\_\_\_\_

Item: \_\_\_\_\_

Qty: \_\_\_\_\_ Date: \_\_\_\_\_

## BakeMax Electric Artisan Stone Deck Oven



### Features:

- Heavy duty construction with stainless steel front exterior and high grade steel chamber. Fully insulated with rock wool to prevent heat loss and offer higher performance.
- Separate steel decks offer the ability to add or remove decks based on your business needs.
- Heavy duty legs with lockable castors.
- Adjustable doors with large tempered glass windows offer the ability to view products while cooking and to add a distinct selling point for customer.
- Power on-off rocker switch for each deck.
- Digital temperature controllers with temperature LED display and temperature-ready LED indicators.
- Sensitive K-type thermocouple sensors.
- Maximum temperature for baking 572°F
- Holds 18"x26" full size pans
- 99 minutes digital timers with LED display and continuous ring alarm controlled by rocker switches.
- Chamber oven light controlled by rocker switches.
- Moisture control dampers.
- Includes a stone hearth which produces a crispier bottom crust and more golden brown color for food. The stone is cut into several separate decks to get rid of thermal expansion issue.
- Compartment Steam Generator - The compartment steam generator is installed above heating elements. The compartment absorbs recycle upward heat and generates strong steam while water is being injected into the compartment. The steam generator does not consume any extra electric power and ensures rapid recovery.
- Elements - Independent, operator controlled top & bottom heating elements provide an optimal heat distribution over the entire chamber. Offering optimal thermal condition of the chamber uniformly transfers the heat to the products. The bottom set of electric heating elements attaches to the underside of the hearth, and the top set attaches to the ceiling of the chamber. Top and bottom digital thermostats control each set of heating elements, allowing operators to determine the ratio of top vs. bottom heat and offer infinite possibilities to adjust the oven for the baking of every conceivable product.
- 1 year limited warranty



The BakeMax Electric Artisan Stone Deck Oven are European in design and performance. The ovens are designed for high volume baking, pizza, and all-purpose operations. Unique in both design and technology, our ovens are not only an excellent baking solution, but also offer a contemporary style serving as a centerpiece for today's high-end baking industry.

Its versatility makes it suitable for a wide range of products. This modular oven is suitable for any production capacity; the number of decks can be gradually increased as your business grows. Available in pan widths ranging from one through four pans wide and up to four decks high. Optional proofers and storage cabinets available on the one, two and three pan wide ovens.

\*\* Due to continuous product improvement, specifications are subject to change without notice.

**BakeMax® / Titan Ventures International Inc.**

### Warehouses:

270 Baig Blvd, Suite A3, Moncton, NB E1E1C8   
1605 Crescent Circle, Dallas, TX 75006 

**Toll Free:** 1-800-565-BAKE (2253)

**Phone:** 506-858-8990

**Fax:** 506- 859-6929

**Email:** Sales@BakeMax.com



www.BakeMax.com

Project: \_\_\_\_\_

Item: \_\_\_\_\_

Qty: \_\_\_\_\_ Date: \_\_\_\_\_

# BakeMax Electric Artisan Stone Deck Oven

## Technical Specifications

Single Pan Wide Model	# Deck Ovens	Electrical	Net Weight	Chamber Dimensions (WDH)	External Dimensions (WDH)	Crated Dimensions (WDH)	Crated Weight
BMSD001	1 Deck	220v / 3PH / 16A / 4kW / 60Hz	397 lb	30" x 21" x 7"	47" x 34.5" x 52"	53" x 40" x 60"	463 lb
BMSD002	2 Deck	220v / 3PH / 24A / 8kW / 60Hz	772 lb	30" x 21" x 7"	47" x 34.5" x 69.3"	53" x 40" x 76"	882 lb
BMSD003	3 Deck	220v / 3PH / 32A / 12kW / 60Hz	948 lb	30" x 21" x 7"	47" x 34.5" x 73"	53" x 40" x 80"	1,125 lb
BMSD004	4 Deck	220v / 3PH / 40A / 16kW / 60Hz	1,213 lb	30" x 21" x 7"	47" x 34.5" x 83"	53" x 40" x 91"	1,389 lb

Optional Accessories	Description
BMSDDP1	Proofer for Single, Double & Triple Deck Oven
BMSDDS1	Storage Cabinet for Single, Double & Triple Deck Oven

Double Pan Wide Model	# Deck Ovens	Electrical	Weight	Chamber Dimensions (WDH)	External Dimensions (WDH)	Crated Dimensions (WDH)	Crated Weight
BMDD001	1 Deck	220v / 3PH / 28A / 6kW / 60Hz	485 lb	38.1" x 31" x 7"	55.5" x 42.5" x 52"	62" x 48" x 60"	618 lb
BMDD002	2 Deck	220v / 3PH / 42A / 12kW / 60Hz	992 lb	38.1" x 31" x 7"	55.5" x 42.5" x 69.3"	62" x 48" x 76"	1,213 lb
BMDD003	3 Deck	220v / 3PH / 55A / 18kW / 60Hz	1,676 lb	38.1" x 31" x 7"	55.5" x 42.5" x 73"	62" x 48" x 80"	1,940 lb
BMDD004	4 Deck	220v / 3PH / 69A / 24kW / 60Hz	2,161 lb	38.1" x 31" x 7"	55.5" x 42.5" x 83"	62" x 48" x 91"	2,403 lb

Optional Accessories	Description
BMDDDP1	Proofer for Single, Double & Triple Deck Oven
BMDDDS1	Storage Cabinet for Single, Double & Triple Deck Oven

Triple Pan Wide Model	# Deck Ovens	Electrical	Weight	Chamber Dimensions (WDH)	External Dimensions (WDH)	Crated Dimensions (WDH)	Crated Weight
BMTD001	1 Deck	220v / 3PH / 35A / 9kW / 60Hz	617 lb	57.3" x 31" x 7"	75" x 42.5" x 52"	81" x 48" x 60"	728 lb
BMTD002	2 Deck	220v / 3PH / 54A / 18kW / 60Hz	1,433 lb	57.3" x 31" x 7"	75" x 42.5" x 69.3"	81" x 48" x 76"	1,654 lb
BMTD003	3 Deck	220v / 3PH / 71A / 27kW / 60Hz	2,161 lb	57.3" x 31" x 7"	75" x 42.5" x 73"	81" x 48" x 80"	2,492 lb
BMTD004	4 Deck	220v / 3PH / 95A / 36kW / 60Hz	2,726 lb	57.3" x 31" x 7"	75" x 42.5" x 83"	81" x 48" x 91"	3,087 lb

Optional Accessories	Description
BMTDP01	Proofer for Single, Double & Triple Deck Oven
BMTDS01	Storage Cabinet for Single, Double & Triple Deck Oven



Four Pan Wide Model	# Deck Ovens	Electrical	Weight	Chamber Dimensions (WDH)	External Dimensions (WDH)	Crated Dimensions (WDH)	Crated Weight
BMFD001	1 Deck	220v / 3PH / 40A / 10kW / 60Hz	771 lb	74.6" x 31" x 7"	92" x 42.5" x 52"	98" x 48" x 60"	948 lb
BMFD002	2 Deck	220v / 3PH / 61A / 20kW / 60Hz	1,500 lb	74.6" x 31" x 7"	92" x 42.5" x 69.3"	98" x 48" x 76"	1,720 lb
BMFD003	3 Deck	220v / 3PH / 80A / 30kW / 60Hz	2,425 lb	74.6" x 31" x 7"	92" x 42.5" x 73"	98" x 48" x 80"	2,822 lb
BMFD004	4 Deck	220v / 3PH / 100A / 40kW / 60Hz	3,043 lb	74.6" x 31" x 7"	92" x 42.5" x 83"	98" x 48" x 91"	3,374 lb

\*Pan width is based on 18"x26" full size pans

\*\* CAUTION: STONE HEARTH MUST BE SEASONED BEFORE USE

**BakeMax® / Titan Ventures International Inc.**

### Warehouses:

270 Baig Blvd, Suite A3, Moncton, NB E1E1C8   
1605 Crescent Circle, Dallas, TX 75006 

Toll Free: 1-800-565-BAKE (2253)

Phone: 506-858-8990

Fax: 506- 859-6929

Email: Sales@BakeMax.com