



PROJECT:	MODEL:	QUANTITY:	ITEM NO:

HEATED BANQUET TRANSPORT AND SERVE CABINETS

Pre-Plated Meals For Up To 12.375" Plates

RADIANT "A-XL" SERIES



Radiant heat economy banquet cabinets are built to handle your most challenging events, on site or off premises, and keep your meals hot and fresh in up to (180) 12.375" plates


- 1** FWE banquet cabinets are constructed for high performance in restaurant and resort banquet operations. Engineered for transport applications - standard, stainless steel, tubular base frame is engineered to absorb vibration and shock during transport
- 2** Soft, radiant, uniform heat that gently surrounds food to provide a better appearance, taste, and longer holding time
- 3** Eye level controls are up-front, recessed protected, easy to read and set, and include a full range °F/°C thermostat for easy operation. Thermometer continuously reads cabinet temperature – even without power source
- 4** Heavy-duty “no sag” shelves are removable to facilitate thorough cleaning
- 5** Push/pull handles - allows easy maneuvering
- 6** A models are available for up to 11" plates
A-XL series' models hold up to 12.375" plates.
- 7** Recessed tri-directional cord pocket - allows for compact fit

**Two year limited warranty*

XL PLATE CARRIERS AVAILABLE



CP carries Covered Plates



UP carries Uncovered Plates



A-120-2-XL




Tubular Welded Base Frame



Eye Level Control Panel



Heavy-Duty "No Sag" Shelves

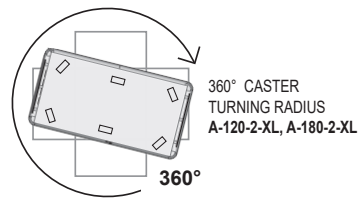
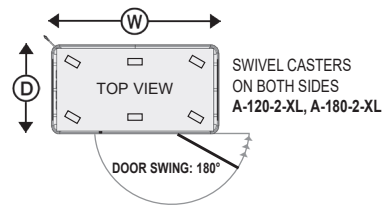
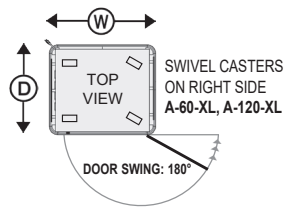
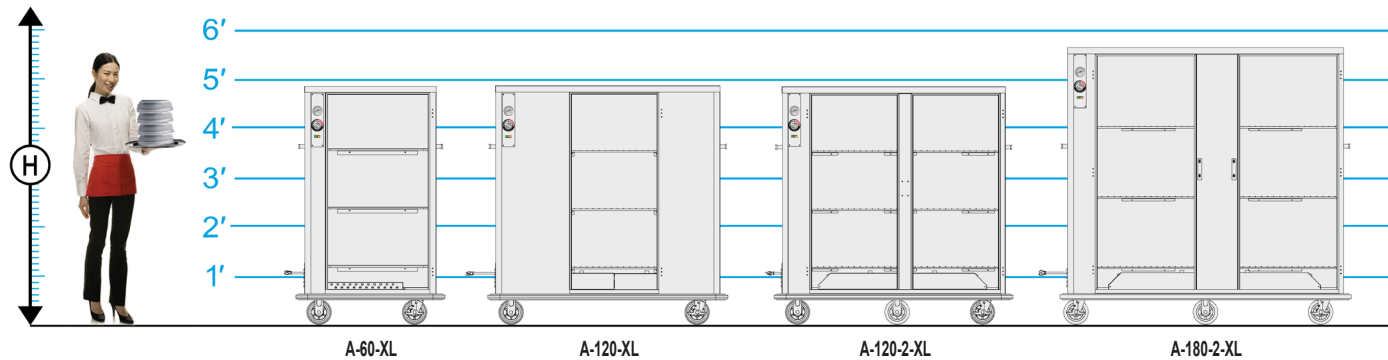


Tri-directional Cord



((RADIANT HEAT))

SPECIFICATIONS: HEATED BANQUET TRANSPORT & SERVE CABINETS



MODEL NUMBER	[A] COVERED PLATES: 12.375" DIAMETER		COVERED PLATES STACKED HIGH				SHELF CLEARANCE (mm)	OVERALL EXTERIOR DIMENSIONS IN. (mm) (Height Includes Casters)			CLASS 100 [C] OPTIONAL PLATE CARRIER CAPACITIES					
	COVER & PLATE HEIGHT:		[B] SHELVES	HIGH	SHELF SIZE	HIGH "H"		DEEP "D"	WIDE "W"	CASTER SIZE	NO. OF DOORS	SHIP WT. LBS (KG)	COVERED		UNCOVERED	
	3.125"	2.625"											CP-8	CP-10	UP-8	UP-10
A-60-XL	48	60	3	4	24.625" x 24.625"	13.7" (348)	58.5" (1486)	30.75" (782)	36.5" (928)	6"	1	285 (130)	6	6		
A-120-XL	96	120	3	4	24.625" x 49.375"	13.7" (348)	58.5" (1486)	31.25" (794)	58.75" (1493)	6"	1	435 (198)	12	12		
A-120-2-XL	96	120	3	4	24.625" x 49.375"	13.7" (348)	58.5" (1486)	31.25" (794)	58.75" (1493)	6"	2	445 (202)	12	12		
A-180-2-XL	150	180	3	5	24.625" x 61.75"	16.5" (419)	67.75" (1721)	31.25" (794)	71.25" (1810)	6"	2	550 (250)	15	15		

ELECTRICAL DATA		
MODEL NUMBER	A-60-XL A-120-XL	A-120-2-XL A-180-2-XL
VOLTS	120	120
WATTS	1000	2000
AMPS	8.3	16.7
HERTZ	50/60	50/60
PHASE	Single	Single
PLUG USA	5-15P	5-20P
PLUG CANADA	5-15P	5-30P

[A] Capacities when using covers depend on height of plate and cover. Capacities shown are based on plate and cover height of 3.125" and 2.625" respectively. 12.375" diameter cover is maximum when not using carriers and stacking directly on shelves.

[B] Consult factory for clearance and capacity with extra shelves. When ordering extra shelves, plate carriers are not available.

[C] When ordering XL plate carriers - Specify CP for covered plates or UP for uncovered plates. Each CP carrier holds a maximum plate/cover size of 10.25".

CONSTRUCTION. Heliarc welded, single unit construction of stainless steel; 20 gauge polished exterior, 22 gauge stainless steel interior with easy-to-clean covered corners. Welded tubular base frame shall be 1" square, heavy gauge stainless steel tubing, with 10 gauge stainless steel reinforcing stress plates at corners.
INSULATION. "Ultra-Guard" UG-26 high density fiberglass insulation throughout; top, back, bottom, sides, and door(s).
PUSH BARS HANDLES. Heavy-duty, solid formed 1" x .375" thick; mounted at each end of unit. Mounting reinforced with stainless steel channel.
BUMPER. Solid 1.5" wide continuous wraparound aluminum channel, bolted to frame, with snap-in, non-marking vinyl cushion. Full perimeter bumper extends beyond doors,

handles, etc., for added protection. Shall be continuous, with corner cut-outs to facilitate cleaning.
DOORS AND LATCHES. Flush mounted, stainless steel insulated doors. High temperature gasket sealed; gasket shall be cabinet mounted. Each door shall have two (2) heavy-duty edgemount die cast hinges. Single-door models shall have edgemounted and full grip door latches. Two-door models shall have edgemounted, magnetic and full grip door latches. The hinge and latch mountings are reinforced with stainless steel backing plates.
CASTERS. Maintenance free polyurethane tire casters in a configuration of two (2) rigid and two (2) swivel with brake. A-120-2-XL and A-180-2-XL models shall be standard with a caster configuration of two (2) rigid and four (4) swivel with brake.

Castors shall have a reinforced yoke mounted to 10 gauge caster plate. The caster mounting plate shall be secured to a 10 gauge stainless steel reinforcing stress plate via welded in place stainless steel studs. The reinforcing stress plates shall be welded to the heavy gauge tubular frame of the unit.
SHELVES. Triple plated, welded rod-type shelves shall be removable. Shelves shall be supported by high strength, "no sag" 14 gauge die-formed stainless steel brackets.
HEATING SYSTEM / CONTROLS. Radiant heat system shall include an Incoloy nickel-chromium alloy heating element. Controls shall be up-front, recessed and shall include a full range thermostat adjustable to actual temperature. Thermostat shall include temperature scale marked in ten degree increments (F/C) from 90° to 190°F (32° to 88°C). An operational range thermometer,

power supply light and thermostat cycling light are also included.
ELECTRICAL CHARACTERISTICS. 3 wire grounded tri-directional power cord and plug, rear mounted for safety. See electrical data chart above for amperage and receptacle configuration. See electrical chart for models that require a dedicated circuit.
INSTALLATION. Unit should not be installed in an area where adverse environmental conditions are present.

FWE products may be covered under one or more of the following U.S. patents: 288,299; 238,300; 3,952,609; 4,192,991. All rights reserved. All specifications subject to change without notice. Errors subject to correction.
 © 18 Food Warming Equipment Company, Inc. R.18.02

- OPTIONAL ACCESSORIES**
- ELECTRIC**
- Electronic controls
 - Upgraded element
 - 220 volt, 50/60 Hz, single phase
 - Solar Digital Thermometer
- DOORS**
- Key locking door latch
 - Paddle latch
 - Magnetic latch
 - Padlocking transport latch
- CASTERS**
- Larger casters
 - Floorlock
- EXTRAS**
- Plate carriers: CP or UP
 - Corder winder bracket
 - Menu card holder
 - Dry erase board
 - Extra shelves - factory installed
 - Ergo drop down handles
 - "Convert-a-Unit" for canned fuel use
- Models: A-60-XL, A-120-2-XL, A-180-2-XL



FOOD WARMING EQUIPMENT COMPANY, INC.
 5599 HWY. 31 W. Portland, TN 37148
 815.459.7500 | Fax: 815.459.7989 | sales@fwe.com

800-222-4393
 www.FWE.com



COOK | HOLD | TRANSPORT | SERVE | REFRIGERATION | BARS