



PROJECT:	MODEL:	QUANTITY:	ITEM NO:

ENCLOSED TRANSPORT CABINETS

Non-Insulated Utility Transport for Universal Trays, Pans and Gastro-Norm

NON-INSULATED AMBIENT "ETC-UA" SERIES

All purpose non-insulated cabinet for storage and transport



NON-INSULATED

- 1 Made for transport applications - FWE cabinets are fully constructed of stainless steel, with a tubular welded base frame, and designed to absorb vibration and shock during transport
- 2 Unique design holds 12" x 20" pans, 18" x 26" sheet trays, or GN containers on fully adjustable tray slides. Slides are removable for thorough interior cleaning
- 3 Full perimeter bumper extends beyond doors, handles, etc. preventing damage to facility or cabinet
- 4 Heavy-duty polyurethane casters are long lasting and used for easy maneuverability, even when fully loaded
- 5 Tubular push pull handles provide greater user control and transporting ease
- 6 Insulated door paired with the High Temperature gasket provides additional temperature retention for both hot and cold product
- 7 Keep your food chilled with the popular cold plate cartridge optional accessory
- 8 Heavy-duty die cast hinges support fully insulated door equipped with edge mounted, full grip latch for easy use


ETC-UA-11

(Shown with Optional Accessory Quiet Ride Casters)

***Two year limited warranty**



Tubular Welded Base Frame



Adjustable Tray Slides



Built for Transport

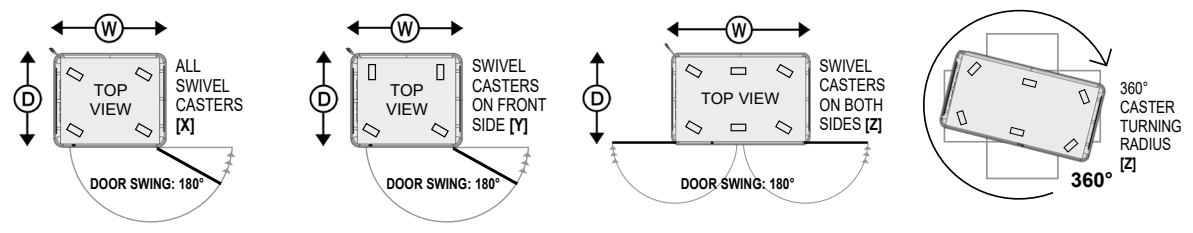
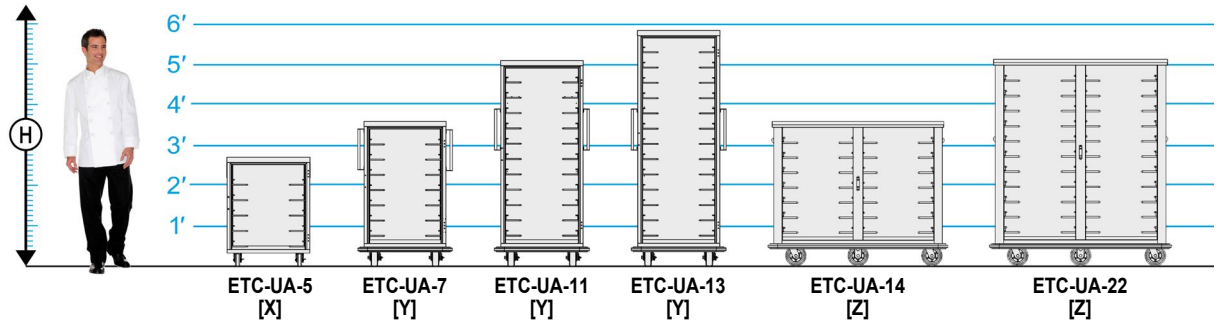


Tubular Push Pull Handles



NON-HEATED

SPECIFICATIONS: ENCLOSED TRANSPORT CABINETS



CAPACITIES OF TRAYS / PANS: 4.5" (114 mm) Spacings are Standard [A]														CLASS 100														
MODEL NUMBER	STANDARD CAPACITY: NO. OF TRAYS/PANS @ 4.5" Spacings (114 mm)									OPTIONAL CAPACITY: NO. OF TRAYS/PANS @ 3" Spacings (76 mm)					OVERALL EXTERIOR DIMENSIONS IN. (mm) (Height Includes Casters)			NUMBER OF DOORS	CASTER SIZE	SHIP WT. LBS. (KG)								
	TRAY/PAN SLIDES PROVIDED	18 x 26	12 x 20	14 x 18	18 x 13	20 x 22	10 x 20	GN 2/1	GN 1/1	MAXI-PAN 20x20 Rack	TRAY/PAN SLIDES PROVIDED (Additional)	18 x 26	12 x 20	14 x 18	18 x 13	20 x 22	10 x 20				GN 2/1	GN 1/1	MAXI-PAN 20x20 Rack	HIGH "H"	DEEP "D"	WIDE "W"		
<34" ETC-UA-5* Under Counter	5 pr	5	10	10	10	5	10	5	10	5	5	7 pr (2 pr)	7	14	14	14	7	14	7	14	7	7	32"	31.25" (813)	24.5" (623)	1	3.5**	170 (78)
ETC-UA-7	7 pr	7	14	14	14	7	14	7	14	7	7	10 pr (3 pr)	10	20	20	20	10	20	10	20	10	10	42.75" (1086)	34.75" (883)	28" (712)	1	5"	210 (96)
ETC-UA-11	11 pr	11	22	22	22	11	22	11	22	11	11	16 pr (5 pr)	16	32	32	32	16	32	16	32	16	16	60.5" (1537)	34.75" (883)	28" (712)	1	5"	270 (122)
ETC-UA-13	13 pr	13	26	26	26	13	26	13	26	13	13	19 pr (6 pr)	19	38	38	38	19	38	19	38	19	19	69.5" (1766)	34.75" (883)	28" (712)	1	5"	280 (127)
ETC-UA-14	14 pr	14	28	28	28	14	28	14	28	14	14	20 pr (6 pr)	20	40	40	40	20	40	20	40	20	20	43.5" (1105)	32.5" (826)	54.25" (1378)	2	6"	350 (159)
ETC-UA-22	22 pr	22	44	44	44	22	44	22	44	22	22	32 pr (10 pr)	32	64	64	64	32	64	32	64	32	32	61.5" (1563)	32.5" (826)	54.25" (1378)	2	6"	400 (182)

[A] Universal tray slides accommodate: (1) 18" x 26", (2) 12" x 20", (2) 14" x 18", (2) 13" x 13", (1) 20" x 22", (2) 10" x 20" trays/pans. Uprights punched on 1.5" (38 mm) centers. Universal tray slides are adjustable. Number of tray slides are listed above. Standard spacings are 4.5" (114 mm).

ETC-UA models are available with:
Pass-thru Door [add "P"]
See-thru Lexan Door [add "L"]
Dutch Doors [add "D"]
Note: Dutch Doors are 2 half size doors only available on full-size models.

*ETC-UA-5 is standard with all swivel casters.

CONSTRUCTION. Heliarc welded, single unit construction of stainless steel; 20 gauge polished exterior, 22 gauge stainless steel interior with easy-to-clean covered corners. Welded tubular base frame shall be 1" square, heavy gauge stainless steel tubing, with 10 gauge stainless steel reinforcing plates at corners.

PUSH BARS. Heavy-duty, 1" diameter tubular stainless steel push handles mounted at each end of the unit. ETC-UA-5 model shall have recessed handles.

BUMPERS. Solid 1.5" wide continuous wraparound aluminum channel, bolted to frame with snap-in, non-marking vinyl cushion. Full perimeter bumper extends beyond doors, handles, etc., for added protection. Shall be continuous, with

corner cut-outs to facilitate cleaning. ETC-UA-5 is standard without a bumper.

CASTERS. Maintenance free polyurethane tire casters in a configuration of two (2) rigid and two (2) swivel with brake. ETC-UA-14 and ETC-UA-22 shall have a caster configuration of two (2) rigid, four (4) swivel with brake. ETC-UA-5 model shall have a caster configuration of four (4) swivel with brake. Casters shall have a reinforced yoke mounted to 10 gauge caster plate. The caster mounting plate shall be secured to a 10 gauge stainless steel reinforcing stress plate via welded in place stainless steel studs. The reinforcing stress plates shall be welded to the heavy gauge tubular frame of the unit.

DOORS AND LATCHES. Flush mounted, stainless steel insulated doors. High temperature gasket sealed; gasket shall be cabinet mounted. Each door shall have two (2) heavy-duty edgemoat die cast hinges. Door latch shall be edgemoat, full grip, and positive closing. The hinge and latch mountings are reinforced with stainless steel backing plates.

TRAY SLIDES. Welded rod-style tray slides are nickel plated for greater durability and sanitation. Fully adjustable / removable and designed to give secure bottom tray support. Removable stainless steel uprights shall be punched on 1.5" centers for easy tray adjustment, and shall easily lift off of heavy-duty stainless steel brackets without the use of tools for cleaning.

- OPTIONAL ACCESSORIES**
- DOORS**
- Dutch doors
 - Key locking door latch
 - Magnetic latch
 - Paddle latch
 - Padlocking transport latch
 - Left hand door hinging (single door models only)
- CASTERS**
- All swivel or larger casters
 - Floorlock (requires 6" casters)
- SPACINGS**
- Extra tray slides
 - "Ultra-universal" slides
 - Fixed rack assembly
 - Shelves
- EXTRAS**
- Security packages
 - Top corner bumper
 - Cold plate cartridge
 - Menu card holder
 - Dry erase board



FOOD WARMING EQUIPMENT COMPANY, INC.
 5599 HWY. 31 W. Portland, TN 37148
 800-222-4393 | WWW.FWE.COM | SALES@FWE.COM



FWE products may be covered under one or more of the following U.S. patents: 288,299;238,300;3,952,609;4,192,991. All rights reserved. All specifications subject to change without notice. Errors subject to correction.
 © 19 Food Warming Equipment Company, Inc. | R.19.02