



SERVING LINES

STAINLESS STEEL TRAY & SILVERWARE STAND MODELS RAN SW

Mobile, tray and silverware stand with (8) or (12) perforated silverware bins. 16 gauge stainless steel top with locking device designed to work with all other Ranserve equipment. Stainless steel body with interchangeable panels, is provided with 4 swivel casters (2 locking).



PROJECT NAME:	
LOCATION:	
ITEM NO:	
QTY:	
MODEL NO:	
AIA NO:	
SIS NO:	
CSI SECTION:	11400

SHORT FORM SPEC: Mobile, tray and silverware stand. 16 gauge stainless steel top with (8) or (12) perforated silverware bins and locking device. 16 gauge stainless steel tray stacking area. Stainless steel body with interchangeable panels, is provided with 4 swivel casters (2 locking).



Model RAN SW-8 shown

AVAILABLE MODELS:

- RAN SW-8
- RAN SW-12

STANDARD FEATURES:

- All stainless steel top with silverware inserts (8 or 12)
- Stainless steel tray stacking shelf
- Swivel casters - (2) locking
- Concealed locking mechanism with easy to use spring activated catch
- Stainless steel body with interchangeable panels

CABINET CONSTRUCTION: Body frame to be all welded construction of steel with exposed corners to be 1 1/2" stainless steel. All corners welded and polished. Body end panels to be either stainless steel or plastic laminate with galvanized steel backing (specify laminate color). Body ends and panels to be removable to allow the changing of colors. Unit designed with stainless steel shelf area for tray stacking. Unit to be equipped with 4 swivel casters, (2) locking.

TOP CONSTRUCTION: Top to be one piece of die-formed 16 gauge stainless steel with 1 1/2", 90° nosing on all sides. Top provided with either (8) or (12) 5 1/4" diameter perforated inserts for holding silverware vertically.

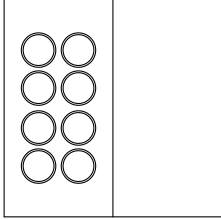
ORIGIN OF MANUFACTURE: Designed and manufactured in the United States.

OPTIONS/ACCESSORIES:

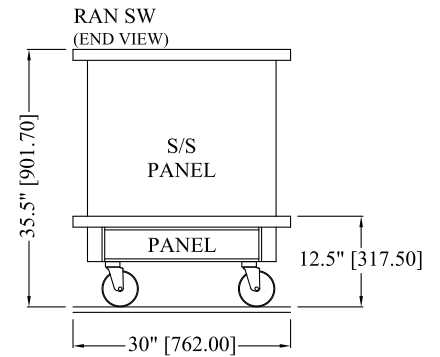
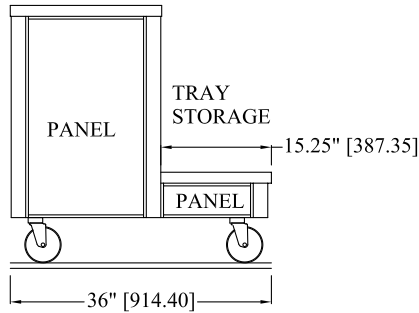
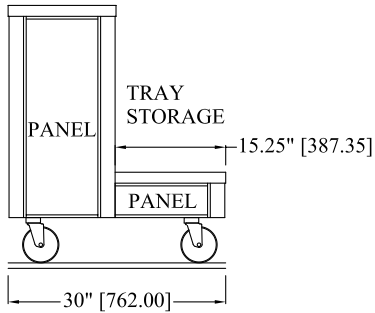
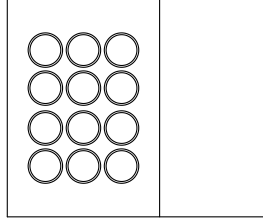
- Canopy
- Overshelves
- Trayslides
- Corian top
- Laminate panels
- Powder-coated panels
- Kick plate(s)
- 14 gauge top
- Graphics
- Breath Guards
- Elementary School Height



RAN SW-8



RAN SW-12



MODELS	L	D	H	No. of 5 1/4" Dia. Vertical Silverware Bins	Ship Wt.
RAN SW-8	30"	30"	35.5"	8	110
RAN SW-12	36"	30"	35.5"	12	120