



# SERVING LINES

## FIBERGLASS TRAY & SILVERWARE STAND MODELS RANFG SW

Mobile, tray and silverware stand with (8) or (12) silverware bins. 16 gauge stainless steel top with locking device designed to work with all other Ranserve equipment. One-piece fiberglass body, available with step-down tray shelf or tray storage in base cabinet. Provided with 4 swivel casters (2 locking).



PROJECT NAME:	
LOCATION:	
ITEM NO:	
QTY:	
MODEL NO:	
AIA NO:	
SIS NO:	
CSI SECTION:	11400



Model RANFG SW-8PS shown

**SHORT FORM SPEC:** Mobile, tray and silverware stand. 16 gauge stainless steel top with locking device and openings for silverware storage. Stainless steel tray stacking area. One-piece fiberglass body provided with 4 swivel casters (2 locking).

### AVAILABLE MODELS:

- RANFG SW-8
- RANFG SW-12
- RANFG SW-8PS

### AVAILABLE FIBERGLASS COLORS:

PITCH BLACK
DARK BARK BROWN
CABERNET WINE
BRITISH RACING GREEN
TIN MAN GRAY
TRUE BLUE
LIGHT SKY BLUE
CANDY APPLE RED
TIGER LILLY ORANGE
CANARY YELLOW
WHITE

### STANDARD FEATURES:

- All stainless steel top with silverware inserts
- Stainless steel tray stacking shelf
- Swivel casters - (2) locking
- Concealed locking mechanism with easy to use spring activated catch
- One-piece fiberglass body

**CABINET CONSTRUCTION:** Body to be one-piece molded fiberglass body for smooth exterior finish. Unit to be equipped with 4 swivel casters, (2) locking. SW-8 & SW-12 models include 16 gauge stainless steel side tray shelf. SW-8PS model includes tray storage in cabinet body constructed of 22 gauge stainless steel with integrally welded steel under-bracing.

**TOP CONSTRUCTION:** Top to be one piece of die-formed 16 gauge stainless steel with 1-1/2", 90° nosing.

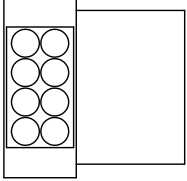
**ORIGIN OF MANUFACTURE:** Designed and manufactured in the United States.

### OPTIONS/ACCESSORIES:

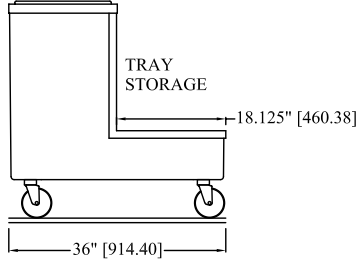
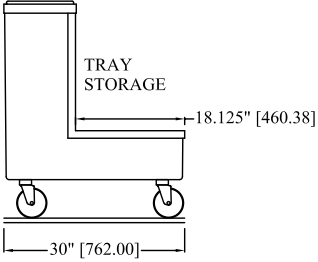
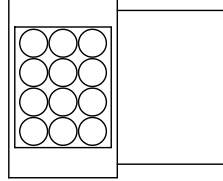
- Canopy
- Overshelves
- Trayslides
- Corian top
- 14 gauge top
- Graphics
- Breath Guards
- Elementary school height



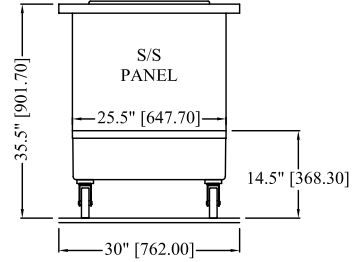
RANFG SW-8



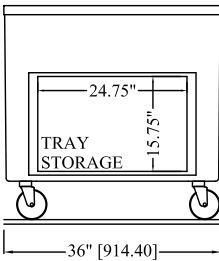
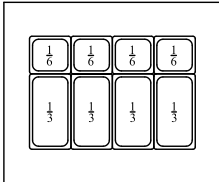
RANFG SW-12



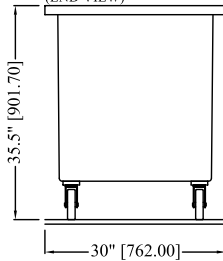
RANFG SW  
(END VIEW)



RANFG SW-8PS



RANFG SW-8PS  
(END VIEW)



MODELS	L	D	H	Silverware/Bin Configuration	Ship Wt.
RANFG SW-8	30"	30"	35.5"	(8) round silverware bins (provided)	135
RANFG SW-12	36"	30"	35.5"	(12) round silverware bins (provided)	155
RANFG SW-8PS	36"	30"	35.5"	(4) 1/6 & (4) 1/3 pans (pans provided by others)	165