



SERVING LINES

STAINLESS STEEL FROST TOP DISPLAY MODELS RS SS-RFT

Mobile, self-contained, mechanically cooled frost top display serving station. 16 gauge stainless steel top with locking device designed to work with all other Ranserve equipment. Stainless steel body with interchangeable panels, available with enclosed base or open storage is provided with 4 swivel casters (2 locking). Recessed frost top is constructed using 1-piece stainless steel with wrapped refrigeration, foamed in place urethane insulation with 1" drain and valve provided. R-290 wrapped refrigeration system includes electronic control and cordset for 115v operation.

SHORT FORM SPEC: Self contained mechanically cooled frost top display serving station. 16 gauge stainless steel top with locking device, stainless steel body with interchangeable panels, provided with 4 swivel casters (2 locking). 1-piece recessed frost top display sized to accommodate a variety of half (13"x18") and/or full (18"x26") sized sheet pans. Electronically controlled R290 refrigeration system, urethane insulation and 1" drain with valve.

AVAILABLE MODELS:

CLOSED BASE (NO STORAGE)

- RS SSC-RFT-2
- RS SSC-RFT-3
- RS SSC-RFT-4
- RS SSC-RFT-5
- RS SSC-RFT-6

OPEN BASE (STORAGE)

- RS SSO-RFT-2
- RS SSO-RFT-3
- RS SSO-RFT-4
- RS SSO-RFT-5
- RS SSO-RFT-6

STANDARD FEATURES:

- Self-contained, wrapped refrigeration system with electronic control, system utilizes "CFC free", R-290 refrigerant
- All stainless steel top and covered corner interior
- Drain and gate valve provided
- Foamed in place, "CFC free" urethane insulation
- Swivel casters - (2) locking
- SNAP compliant (0) ozone depletion (ODP) and (3) global warming potential (GWP)
- Concealed locking mechanism with easy to use spring activated catch
- Stainless steel body with interchangeable panels
- 8' cordset for 115v operation

CABINET CONSTRUCTION: Body frame to be all welded construction of steel with exposed corners to be 1 1/2" stainless steel. All corners welded and polished. Body end panels to be either stainless steel or plastic laminate with galvanized steel backing (specify laminate color). Body ends and panels to be removable to allow the changing of colors. Recessed frost top wrapped with refrigeration lines and insulated with high density (CFC free) polyurethane, foamed in place. Unit to be equipped with 4 swivel casters, (2) locking. Open storage shelving constructed of 22 gauge stainless steel with integrally welded steel under-bracing.

TOP CONSTRUCTION: Top to be one piece of die-formed 16 gauge stainless steel with 1 1/2", 90° nosing on all sides. Unit fitted with 1" deep recessed self-contained frost top display. Interior of pan to be one piece, continuously welded construction of 16 gauge stainless steel. Interior fitted with 1" drain and gate valve located behind the louvered access door.

REFRIGERATION: SNAP compliant (0) ozone depletion (ODP) and (3) global warming potential (GWP), R-290 refrigeration system to be wrapped refrigeration construction. Condensing unit, and electronic control for operator adjust-ability mounted in unit body accessible through hinged louvered door. 8' cordset (NEMA 5-15P) supplied for 115V operation.

This equipment is intended for use in rooms having an ambient temperature of 86°F (30°C) or less.

ORIGIN OF MANUFACTURE: Designed and manufactured in the United States.



PROJECT NAME:	
LOCATION:	
ITEM NO:	
QTY:	
MODEL NO:	
AIA NO:	
SIS NO:	
CSI SECTION:	11400



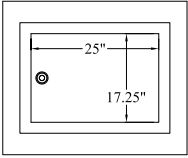
Model RS SSC-RFT-4 shown

OPTIONS/ACCESSORIES:

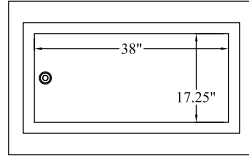
- Canopy
- Overshelves
- Trayslides
- Corian top
- Laminate panels
- Powder-coated panels
- Kick plate(s)
- 14 gauge top
- Graphics
- Breath Guards
- Elementary School Height
- Electrical Distribution System



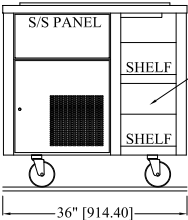
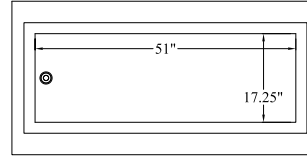
RS SSO-RFT-2
RS SSC-RFT-2



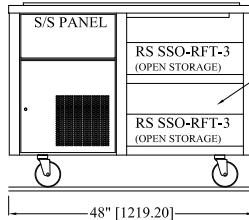
RS SSO-RFT-3
RS SSC-RFT-3



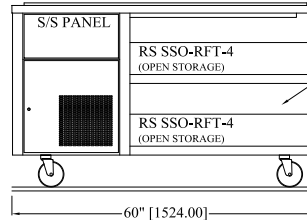
RS SSO-RFT-4
RS SSC-RFT-4



RS SSC-RFT-2
PANEL IN LIEU OF SHELVES
(ENCLOSED BASE)
RS SSO-RFT-2
(OPEN STORAGE)

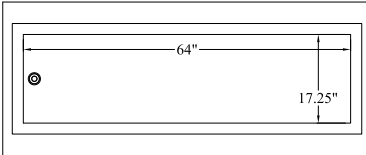


RS SSC-RFT-3
PANEL IN LIEU OF SHELVES
(ENCLOSED BASE)

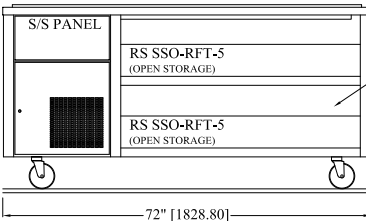
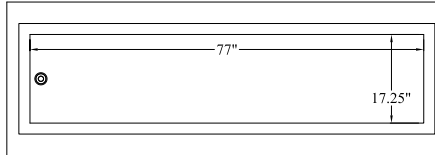


RS SSC-RFT-4
PANEL IN LIEU OF SHELVES
(ENCLOSED BASE)

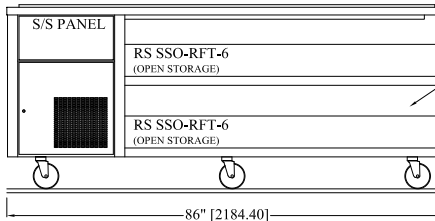
RS SSO-RFT-5
RS SSC-RFT-5



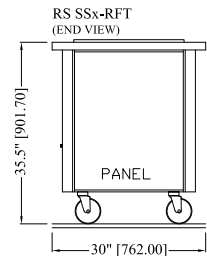
RS SSO-RFT-6
RS SSC-RFT-6



RS SSC-RFT-5
PANEL IN LIEU OF SHELVES
(ENCLOSED BASE)



RS SSC-RFT-6
PANEL IN LIEU OF SHELVES
(ENCLOSED BASE)



Old Model	New Model	Length	Depth	Height	18 X 13 Pan Capacity	HP	Volts	Amps	NEMA	Ship Wt
RAN FTA-2	RS SSC-RFT-2	36"	30"	35.5"	2	1/4	115/60/1	3.5	5-15P	250
RAN FTA-3	RS SSC-RFT-3	48"	30"	35.5"	3	1/4	115/60/1	3.5	5-15P	300
RAN FTA-4	RS SSC-RFT-4	60"	30"	35.5"	4	1/4	115/60/1	3.5	5-15P	350
RAN FTA-5	RS SSC-RFT-5	72"	30"	35.5"	5	1/4	115/60/1	3.5	5-15P	400
RAN FTA-6	RS SSC-RFT-6	86"	30"	35.5"	6	1/4	115/60/1	3.5	5-15P	450
RAN FTA-2S	RS SSO-RFT-2	36"	30"	35.5"	2	1/4	115/60/1	3.5	5-15P	250
RAN FTA-3S	RS SSO-RFT-3	48"	30"	35.5"	3	1/4	115/60/1	3.5	5-15P	300
RAN FTA-4S	RS SSO-RFT-4	60"	30"	35.5"	4	1/4	115/60/1	3.5	5-15P	350
RAN FTA-5S	RS SSO-RFT-5	72"	30"	35.5"	5	1/4	115/60/1	3.5	5-15P	400
RAN FTA-6S	RS SSO-RFT-6	86"	30"	35.5"	6	1/4	115/60/1	3.5	5-15P	450