

RANDELL®

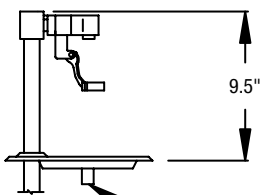
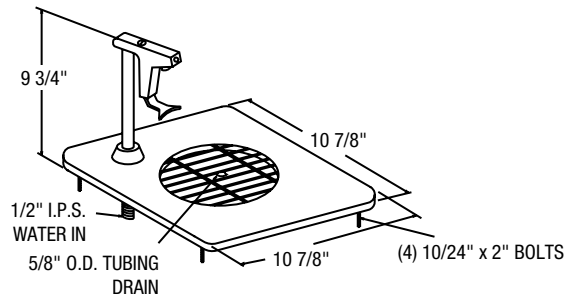
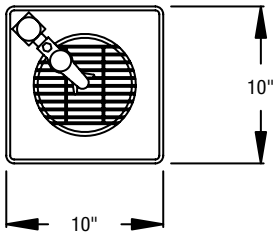
Drop-In Glass Filler model 9530

Description:

10" x 10" countertop water station with glass filler and plated wire drain gate.

Specifications:

10" long x 10" deep. Top to be one piece of die-stamped 20 gauge stainless steel. Equipped with glass filler. Plated wire grate supplied in drain trough with 5/8" drain connection. For counter top installation with threaded studs installed for secure field mounting.



.625" DIA. DRAIN CONNECTION

