


# PHONICS CRAFTS

targeted by skill



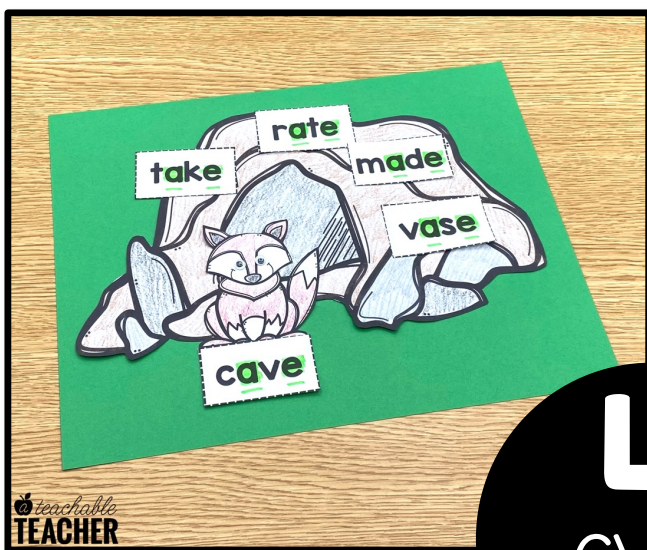
4  
CRAFTS

## CVCe edition

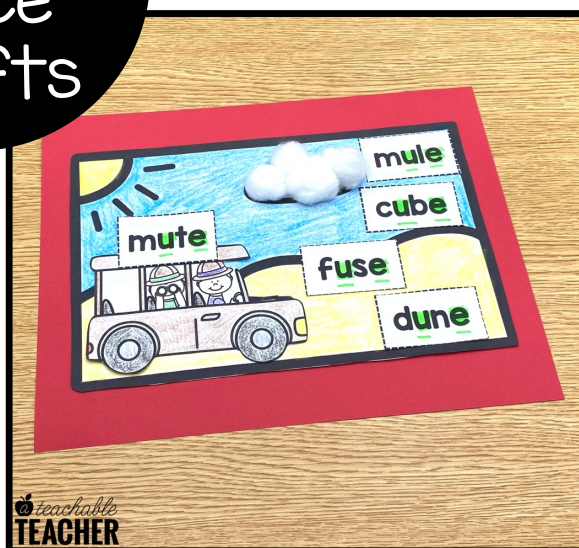
Created By A Teachable Teacher

# PHONICS CRAFTS

targeted by skill



4  
CVCe  
crafts



Add FUN into phonics!

# PHONICS CRAFTS

4 CVCe included



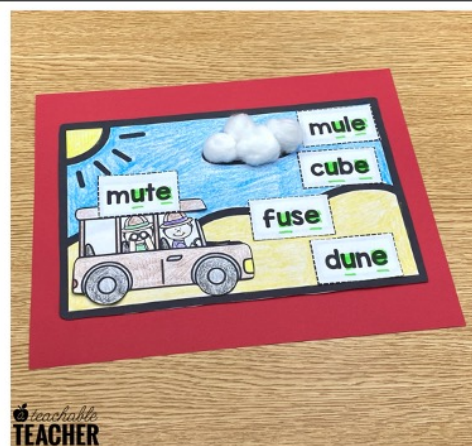
a\_e



i\_e



o\_e

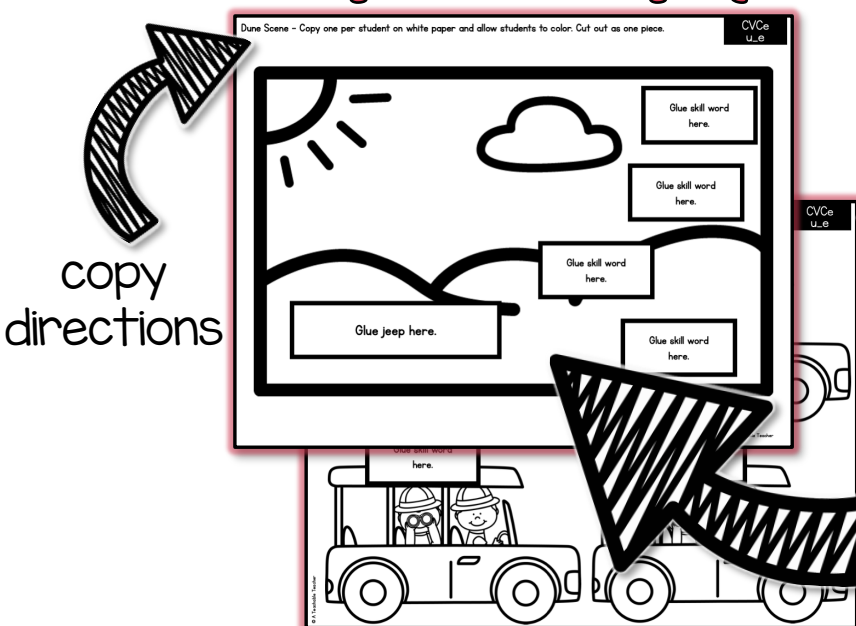


u\_e

# PHONICS CRAFTS

included for each craft

## simple copy craft pages



skill identified in corner for easy organization

easy-to-see glue locations

2 per page when possible to save paper

decodable words provided for you for every craft

skill application - students must choose only words that apply to the skill/craft

CVCe u,e		CVCe u,e	
cube	run	cube	run
dune	sum	dune	sum
cut	fuse	cut	fuse
mute	cub	mute	cub
fun	mule	fun	mule

© A Teachable Teacher

# PHONICS CRAFTS

included for each craft


easy direction pages

## U\_E - CVCe

cut & paste craft

### Directions

1. Make copies on colored paper or white paper. (Please see map for copy count.)
2. Color and cut out each craft piece (dune scene and jeep).
3. Glue the jeep onto the box labeled "glue jeep here".
4. Identify the "u\_e" words. Students may highlight the "u\_e" so Then cut out the "u\_e" words and glue them in the boxes labeled "glue skill word here".
5. For a fun 3D effect: Have students glue cotton balls onto the cloud.
6. Students will then glue finished craft on a piece of colored construction paper or colored cardstock.



finished dune craft

### U\_E - CVCe Student Step-by-Step Picture Directions

A series of seven numbered steps showing the assembly of the dune craft. Step 1 shows the materials and a list of words: mute, cube, fuse, fun, mule. Step 2 shows the materials being cut out. Step 3 shows the jeep being glued to the scene. Step 4 shows the words being cut out. Step 5 shows the words being glued to the scene. Step 6 shows the final assembly with a cotton ball on the cloud. Step 7 shows the finished craft.



teacher directions



step-by-step picture directions for students

Buy the bundle to get ALL future crafts for FREE!

# PHONICS CRAFTS

targeted by skill



100+  
CRAFTS

GET ALL NEW CRAFTS FOR FREE

**\$\$\$ SAVING BUNDLE**

Created By A Teachable Teacher

\*click to see the bundle\*