




PROJECT:	MODEL:	QUANTITY:	ITEM NO:

# ENCLOSED CORRECTIONAL UTILITY CART

**All Stainless Steel, Enclosed**

**“UCE-HDM” SERIES**

*Prison/Correctional transport utility cart, manufactured to meet demanding environments with security features to protect staff members, inmates, and valuables*



**UCE-2315-HDM**

- 1** Instead of adding 'security package' features to an existing unit, we build our correctional units from the ground up, knowing the environment they will be subjected to. With ultra-heavy-duty construction and tamper resistant features throughout, they are built for the harshest conditions.
- 2** Easily view contents and manage inventory
- 3** Heavy duty and durable yet easy to maneuver
- 4** Base frame offers added durability and impact resistance for abusive mobile applications
- 5** Transport valuable tools and equipment while providing security
- 6** Perforated 18 gauge stainless steel outside body is seam welded to stainless steel tube frame providing ultra high security with reduced potential for weapons
- 7** Recessed Maxi-Slide padlock assembly, sized for medium correctional padlocks
- 8** Recessed tubular push/pull handle
- 9** Non-removable door design with heavy-duty welded 12 gauge stainless steel hinges
- 10** Hinged center shelf can be secured in center or flipped up for storage of large items


*\*Two year limited warranty*




**1** Tamper Resistant, Ultra-Heavy-Duty Construction



**4** Tubular Welded Base Frame



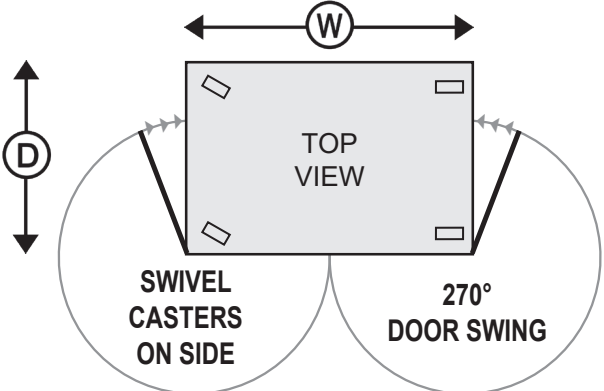
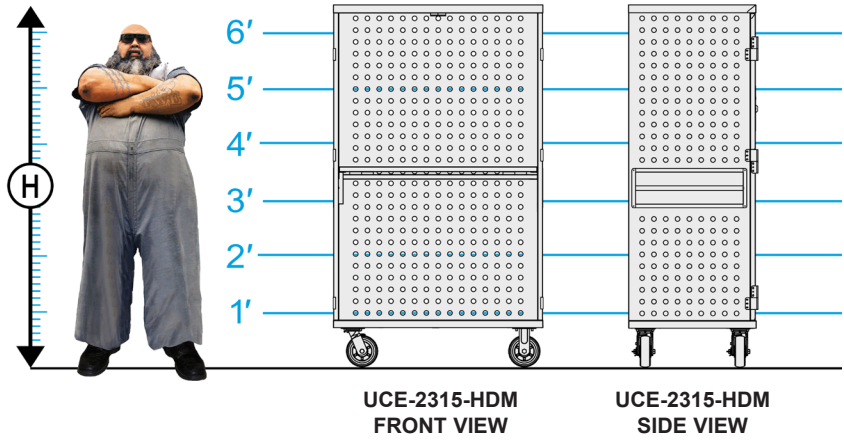
**7** Recessed Maxi-Slide Padlock Assembly



**10** Hinged Center Shelf



# SPECIFICATIONS: ENCLOSED CORRECTIONAL UTILITY CART



MODEL NUMBER	NUMBER OF SHELVES	SHELF CLEARANCE (mm)	SHELF SIZE (mm)	OVERALL EXTERIOR DIMENSIONS IN. (mm) (Height Includes Casters)			Consult Factory for SHIPPING CLASS		
				HIGH "H"	DEEP "D"	WIDE "W"	NO. OF DOORS	CASTER SIZE	SHIP WT. LBS. (KG)
UCE-2315-HDM	2	31.5" (801)	42" x 24" (1067 x 610)	78.25" (1988)	27" (686)	44.5" (1131)	2	8"	370 (168)

**CONSTRUCTION.** Heliarc welded construction of stainless steel. Welded tubular base frame shall be 1.5" square, heavy gauge stainless steel tubing, with 10 gauge stainless steel reinforcing stress plates at corners. 18 gauge stainless steel exterior.

**CASTERS.** 8" maintenance free polyurethane tire casters in a configuration of two (2) rigid and two (2) swivel with brake. Casters shall have a reinforced yoke mounted to 10 gauge caster plate. The caster mounting plate shall be secured to a 10 gauge stainless steel reinforcing stress plate

via welded in place stainless steel studs. The reinforcing stress plates shall be welded to the heavy gauge tubular frame of the unit.

**PUSH BAR HANDLE.** Heavy-duty, recessed, 1" diameter tubular stainless steel push handles. Reinforced and welded with stainless steel channel to prevent removal.

**DOORS AND LATCHES.** Flush mounted, stainless steel, gasketless door. Each door shall have three (3) non-removable heavy-duty, 12 gauge stainless steel hinges welded to cabinet body. Doors shall open a full

270° to lay flat against sides of cabinet. Each door shall be equipped with non-removable maxi-guard slide latches, fully welded to cabinet frame, exterior access latch to be mounted within recessed panel and include 12 gauge swing down padlock plate.

**SHELVES.** Shelf made of heavy-duty 16 gauge stainless steel. Underside of shelf shall be reinforced with 18 gauge stainless steel tubular frame, resting on 12 gauge welded shelf support brackets.

- OPTIONAL ACCESSORIES**
- SPACINGS**
  - Custom Shelf Spacing
  - CASTERS**
  - All swivel or larger/smaller casters
  - 6 caster configuration
  - EXTRAS**
  - Top corner bumper
  - Full perimeter bumper

FWE products may be covered under one or more of the following U.S. patents: 288,299;238,300;3,952,609;4,192,991. All rights reserved. All specifications subject to change without notice. Errors subject to correction. © 19 Food Warming Equipment Company, Inc. R.19.01



FOOD WARMING EQUIPMENT COMPANY, INC.  
 5599 HWY. 31 W. Portland, TN 37148  
 815.459.7500 | Fax: 815.459.7989 | sales@fwe.com

**800-222-4393**  
**www.FWE.com**

COOK | HOLD | TRANSPORT | SERVE | REFRIGERATION | BARS