


PHONICS CRAFTS

targeted by skill



r-controlled vowels edition

Created By A Teachable Teacher

✓ **5 R-Controlled Phonics Crafts**



AR, ER, IR, OR, & UR Skills Included








Perfect for 1st & 2nd Grade



Science of Reading Aligned

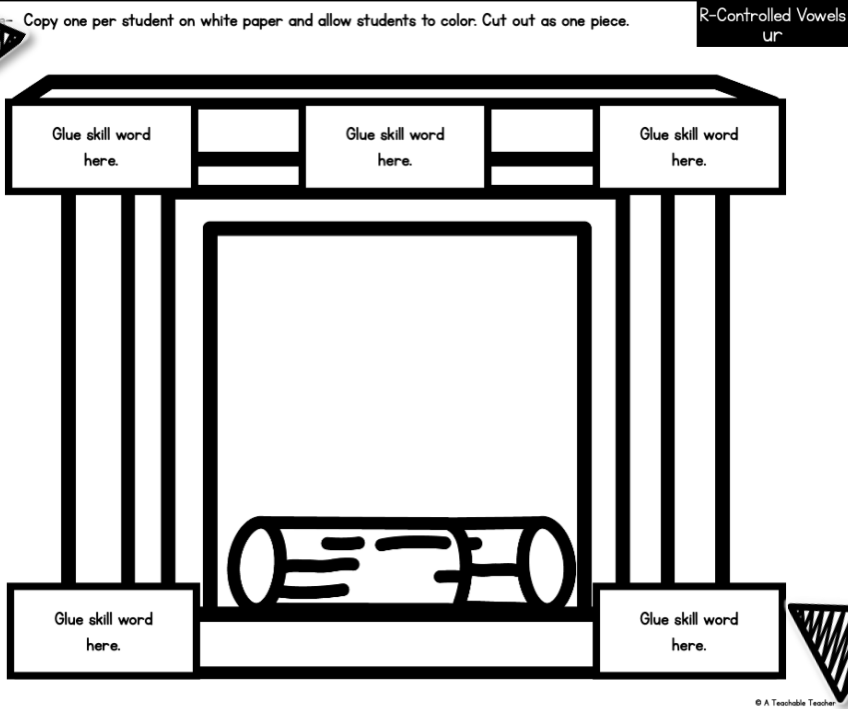
What You'll Get:

- 5 r-controlled vowel crafts (AR, ER, IR, OR, UR)
- Printable student pages (cut & paste)
- Step-by-step directions for teachers
- Visual step-by-step directions for students
- Decodable word cards for each skill
- Word sorting for phonemic awareness
- Glue guides to support independence



Craft Simplicity That Delivers

copy directions



skill
identified in
corner
for easy
organization

“glue here”
guides

decodable
words provided
for you for
every craft -
students must
choose only
words that
apply to the
skill/craft

2 per page when possible to save paper

Copy one table per student on white paper: Students cut and glue only the words that match the skill.		R-Controlled Vowels ur	Copy one table per student on white paper: Students cut and glue only the words that match the skill.		R-Controlled Vowels ur
skirt	hurt		skirt	hurt	
burn	curb		burn	curb	
hut	surf		hut	surf	
hurl	cord		hurl	cord	
sir	bun		sir	bun	

Visual Directions = Independent Students

Students can follow along easily with zero confusion!

UR
Student
Step-by-Step
Picture
Directions

© A Teachable Teacher

1.

2.

3.

4.

5.

6.

7.

Teacher
directions
included for
each craft, too!

UR
cut & paste craft
Directions


1. Make copies on colored paper or white paper. (Please see masters for copy count.)
2. Color and cut out the craft piece (fireplace).
3. Identify the "ur" words. Students may highlight the "ur" sound. Then cut out the "ur" words and glue them in the boxes labeled "glue skill word here".
5. For a fun 3D effect: Have students glue red, yellow, and orange pipe cleaners for the fire on the logs.
6. Students will then glue finished craft on a piece of colored construction paper or colored cardstock.

finished burn craft

© A Teachable Teacher

Why This Resource Works in Real Classrooms

- ✓ Engaging crafts with a purpose
- ✓ Supports explicit phonics instruction
- ✓ No prep - just print, copy, & go
- ✓ Encourages decoding & sorting
- ✓ Fun way to reinforce word recognition



Love This? Get the Whole Year of Crafts!

 Save 60% with the Mega Bundle

 100+ Crafts & All Future Crafts

 Targeted Phonics Practice ALL YEAR!

Click to
See the
Bundle



PHONICS CRAFTS
targeted by skill

100+ CRAFTS

GET ALL NEW CRAFTS FOR FREE

\$\$\$ SAVING BUNDLE

Created By A Teachable Teacher